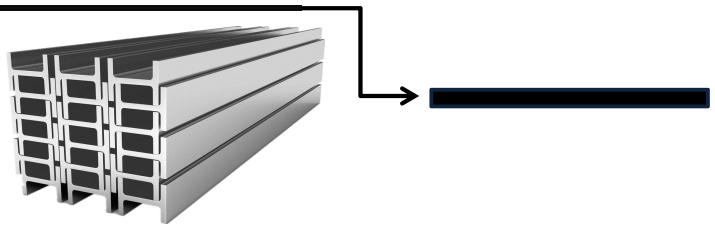


Length: 6M or 12M

Original: China

Certificate: ISO 9001,BV etc.

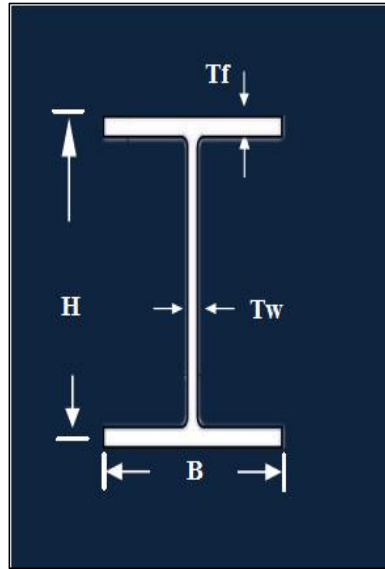
Technical: Black Steel or Galvanized



Representative Standard Size H Beam

Size	Weight	Dimensions (mm)				DIAGRAM
	kg/m	H	B	Tw	Tf	
H 100 X 100	17.2	100	100	6.0	8.0	<div data-bbox="1082 544 1465 719" style="background-color: #1a3d4d; color: white; padding: 5px; text-align: center;"> Material Grade: S355JR/ Q235B/ST37/A36 </div> <div data-bbox="1075 768 1461 1279" style="background-color: #1a3d4d; color: white; padding: 10px; text-align: center;"> </div>
H 125 X 125	23.8	125	125	6.5	9.0	
H 150 X 75	14.3	150	100	6.0	9.0	
H 150 X 100	21.4	150	75	5.0	7.0	
H 150 X 150	31.9	150	150	7.0	10.0	
H 175 X 90	18.2	175	90	5.0	8.0	
H175 X 175	40.4	175	175	7.5	11.0	
H 198 X 99	18.5	199	99	4.5	7.0	
H 200 X 100	21.7	200	100	5.5	8.0	
H 248 X 124	25.8	248	124	5.0	8.0	
H 200 X 150	31.2	200	150	6.0	9.0	
H 200 X 200	50.5	200	200	8.0	12.0	
H 200 X 204	56.7	200	204	12.0	12.0	
H 250 X 125	29.7	250	125	6.0	9.0	
H 244 X 175	44.1	244	175	7.0	11.0	
H 250 X 250	72.4	250	250	9.0	14.0	
H 250 X 255	82.2	250	255	14.0	14.0	
H 298 X 149	32.6	200	200	8.0	12.0	
H 300 X 150	37.3	300	150	6.5	9.0	
H 294 X 200	57.3	294	200	8.0	12.0	
H 294 X 302	85	294	302	12.0	12.0	
H 300 X 300	94.5	300	300	10.0	15.0	
H 300 X 305	106	300	305	15.0	15.0	
H 346 X 174	41.8	346	174	6.0	9.0	
H 350 X 175	50	350	175	7.0	11.0	
H 340 X 250	79.7	340	250	9.0	14.0	
H 344 X 348	115	344	348	10.0	16.0	
H 350 X 350	137	350	350	12.0	19.0	
H 400 X 150	55.8	400	150	8.0	13.0	

Material Grade:
S355JR/
Q235B/ST37/A36



Length: 6M or 12M

Original: China

Certificate: ISO 9001,BV etc.

Technical: Black Steel or Galvanized

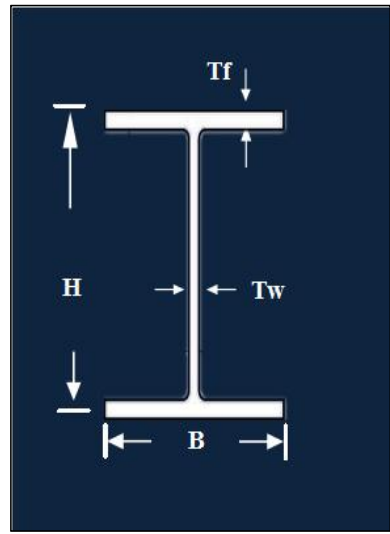


Representative Standard Size H Beam

Size	Weight	Dimensions (mm)			
	kg/m	H	B	Tw	Tf
H 396 X 199	56.7	396	199	7.0	11.0
H 400 X 200	66	400	200	8.0	13.0
H 390 X 300	107	300	300	10.0	16.0
H 388 X 402	141	388	402	15.0	15.0
H 394 X 398	147	394	398	11.0	18.0
H 400 X 400	172	400	400	13.0	21.0
H 400 X 408	197	400	408	21.0	21.0
H 415 X 405	233	415	405	18.0	28.0
H 428 X 407	284	428	407	20.0	35.0
H 450 X 150	65.5	450	150	9.0	14.0
H 446 X 199	66.7	446	199	8.0	12.0
H 450 X 200	76.5	450	200	9.0	14.0
H 450 X 300	124	450	300	11.0	18.0
H 500 X 150	77.1	500	150	10.0	16.0
H 496 X 199	79.5	496	199	9.0	14.0
H 500 X 200	89.6	500	200	10.0	16.0
H 506 X 201	103	506	201	11.0	19.0
H 482 X 300	115	482	300	11.0	15.0
H 488 X 300	129	488	300	11.0	18.0
H 596 X 199	95.1	596	199	10.0	15.0
H 600 X 200	106	600	200	11.0	17.0
H 606 X 201	120	606	201	12.0	20.0
H 582 X 300	137	582	300	12.0	17.0
H 588 X 300	151	588	300	12.0	20.0
H 594 X 302	175	594	302	14.0	23.0
H 692 X 300	166	692	300	13.0	20.0
H 700 X 300	185	700	300	13.0	24.0
H 800 X 300	210	800	300	14.0	26.0
H 900 X 300	243	900	300	16.0	28.0

DIAGRAM

Material Grade:
S355JR/
Q235B/ST37/A36



Material Grade:
S355JR/
Q235B/ST37/A36

